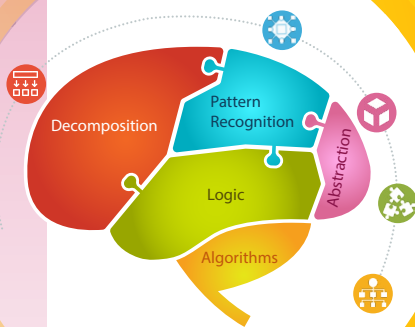


Ages
5-7



Introducing Programming

iCompute Scratch Jr



iCompute



PRIMARY COMPUTING

Computing

Scratch Jr



The activities in this booklet are aimed at children aged 5-7 to learn programming at home with Scratch Jr. Scratch Jr can be used on computers, chromebooks, iPads and tablets.

Scratch Jr iPad app:

<http://icomp.site/scratch-jr>

Scratch Jr for Android :

<http://icomp.site/android-scratch-jr>

Scratch Jr Desktop Versions:

<https://icomp.site/scratch-jr-desktop>

Scratch Jr Chromebook:

<https://icomp.site/scratch-jr-chrome>



Can I Make My Characters Dance?



1. Choose Background



New
Background



OK

3. Move Characters to Start Places



Position the characters by dragging them from the center of the screen

2. Choose Characters



New Character



OK



New Character

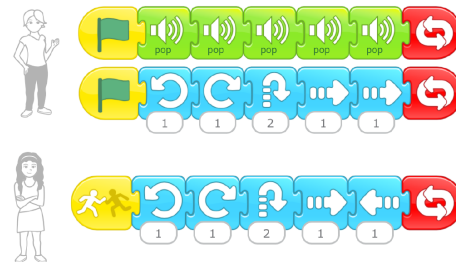


OK




Delete the cat (press and hold)

4. Make Programs

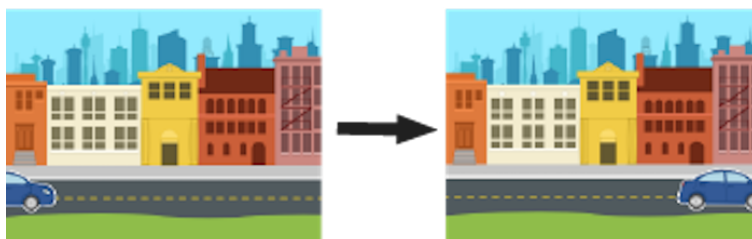


- Can you make other things happen when one character touches another? Try the disappear block!
- How can you use the speed block to change how the characters move?



PRIMARY COMPUTING

Can I Make My Car Drive Across the City?



1. Choose Background



New
Background



OK

2. Choose Character



New
Character



OK




Delete the cat (press and hold)

3. Resize Character and Move to Start Place



Shrink



Drag the car to the bottom
corner of the screen

4. Make Programs



Grid
On/Off

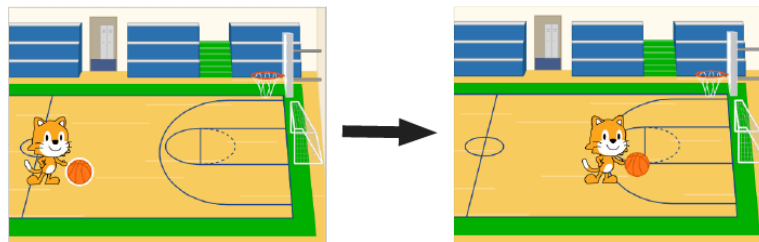


Use the grid to calculate how
many blocks the car should
move



- How would you make the car go only halfway across the screen?
- What would happen if a wizard, a dragon, or an elephant appeared on the sidewalk?

Can I Make My Character Dribble a Basketball?



1. Choose Background



New
Background



OK

2. Choose Additional Character

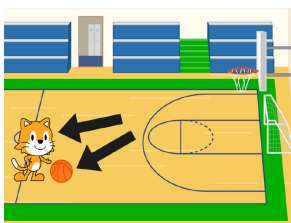


New
Character




OK

3. Move Characters to Start Places




Position the characters by dragging them from the center of the screen

4. Make Programs



- Can you make the cat shoot the ball into the basket?
- What else can you make with two characters moving at the same time?



PRIMARY COMPUTING

Can I Make My Characters Talk?



1. Choose Background



New
Background



OK

2. Choose Four Characters



New Character



OK

Then choose three
more, like:



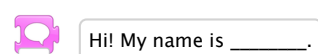
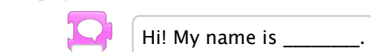
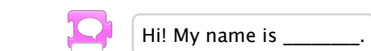
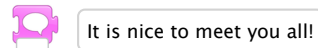
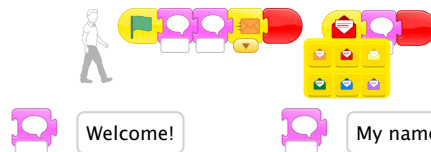
Delete the cat (press and hold)

3. Move Characters to Start Places



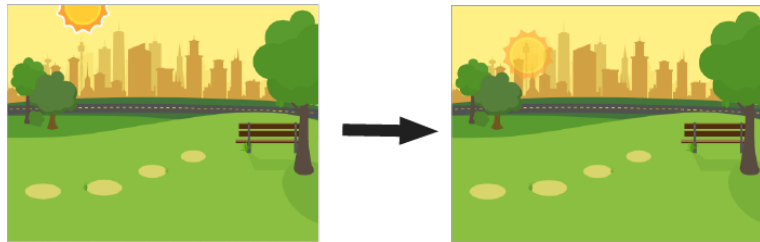
Position the characters by dragging
them from the center of the screen

4. Make Programs



- Can you add movement to this scene?
- Now that you can send messages from one character to another, can you make a relay race?

Can I Make the Sun Set?



1. Choose Background



New
Background



OK

2. Choose Character



New
Character




OK



Delete the cat (press and hold)

3. Move Character to Start Place



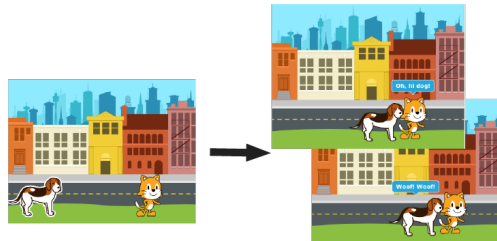
Position the sun by dragging it from
the center of the screen

4. Make Program



- Can you add some animals to live in this park?
- Can you make the animals disappear when the sun sets?

Can I Make My Characters Greet Each Other?



1. Choose Background



New
Background



OK

2. Choose Additional Character



New
Character



OK

3. Move Characters to Start Places



Position the characters by dragging them from the center of the screen

4. Make Programs



Oh, hi dog!



Woof! Woof!



- Why do you think the program repeats forever?
- What could you change to have the program not repeat forever?

Can I Make the Moon Rise after the Sun Sets?



1. Choose Project



Sunset

3. Choose Background; Edit to Remove Background's Moon




New Background



Edit



Cut



Select the "Cut" tool, and then tap the moon to delete it



OK

2. Add a New Page and add Moon Character to New Page



New Page



New Character

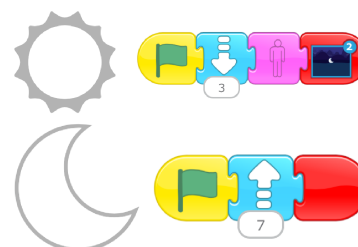


OK



Delete the cat (press and hold)

4. Change Program on Page 1; Make Program on Page 2



- Now that you know how to make new pages, can you make a project that has 3 pages, or 4 pages?
- What happens when you drag a character from one page to another?

Can I Make a Spooky Forest?



1. Choose Background



New
Background



OK

2. Choose Characters



New
Character



OK



New
Character



OK



New
Character



OK



Delete the cat (press and hold)

3. Write a Title and Change Color



Add Text

A Spooky Forest



Select
Color



4. Make Programs



- Can you make the bat spin all the way around in a circle?
- Add your own characters to make your own spooky scene!